

Global investment solution rich in family history

The Brunner Investment Trust PLC

Factsheet

31 October 2016

Aim

The Trust's objective is to increase its total return above the benchmark index of 50% FTSE All-Share and 50% FTSE All-World Index (ex UK sterling adjusted) over the long term, by investing in UK and international securities.

History

The Brunner Investment Trust PLC was formed from the Brunner family's interest in the sale of Brunner Mond & Co, the largest of the four companies which came to form Imperial Chemical Industries (ICI) in 1926. Today, Brunner shares are available for everyone to buy and are widely held by both private and institutional investors.

Trust Benefits

Brunner aims to provide its shareholders with growing dividends and capital growth by investing in a portfolio of global equities. It is an independent company listed on the London Stock Exchange and, although past performance is no guide to the future, has paid increasingly higher dividends to its shareholders year on year for the last 44 years. The Trust invests in companies all over the world, seeking out opportunities for growth and reliable dividends wherever they may be.

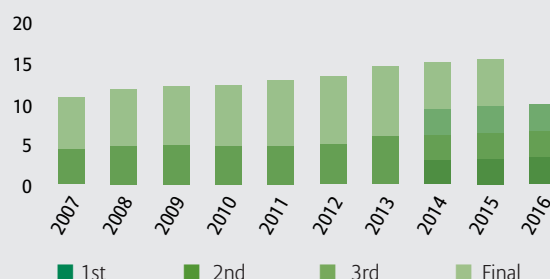
Morningstar Rating™



Morningstar, Inc. All rights reserved. The information given here: (1) is protected by copyright for Morningstar and/or its content providers; (2) may

Ten Year Dividend History

Net Dividend Record in Pence per Share to year end 30 November



Last Four Net Dividend Payments per Share

Record Date	Pay Date	Dividend	Type
11.11.2016	14.12.2016	3.30p	3rd Quarterly
19.08.2016	19.09.2016	3.30p	2nd Quarterly
10.06.2016	30.06.2016	3.30p	1st Quarterly
26.02.2016	29.03.2016	5.70p	Final

Past performance is not a reliable indicator of future results.

not be reproduced or distributed; and (3) is not guaranteed to be accurate, complete or up-to-date. Neither Morningstar nor its content providers shall be liable for any losses or damage that result from use of this information.

A ranking, a rating or an award provides no indicator of future performance and is not constant over time.

Total Assets £374.9m **Shares in Issue** 42,977,418 (Ordinary 25p)

Share Price

602.5p

Source: Lipper

NAV per Share

722.3p

Premium/-Discount

-16.6%

Dividend Yield

2.6%

Gearing

5.1%

Share Price is the price of a single ordinary share, as determined by the stock market. The share price above is the mid-market price at market close.

Net Asset Value (NAV) per Share is calculated as available shareholders' funds divided by the number of shares in issue, with shareholders' funds taken to be the net value of all the company's assets after deducting liabilities.

The NAV figure above is based on the fair/market value of the company's long term debt and

preference shares (known as debt at fair value). This allows for the valuation of long-term debt and preference shares at fair value or current market price, rather than at final repayment value (known as debt at par).

Premium/Discount. Since investment company shares are traded on a stock market, the share price that you get may be higher or lower than the NAV. The difference is known as a premium or discount.

Dividend Yield is calculated using the latest full year dividend divided by the current share price.

Gearing is a measure of a company's financial leverage and shows the extent to which its operations are funded by lenders versus shareholders.

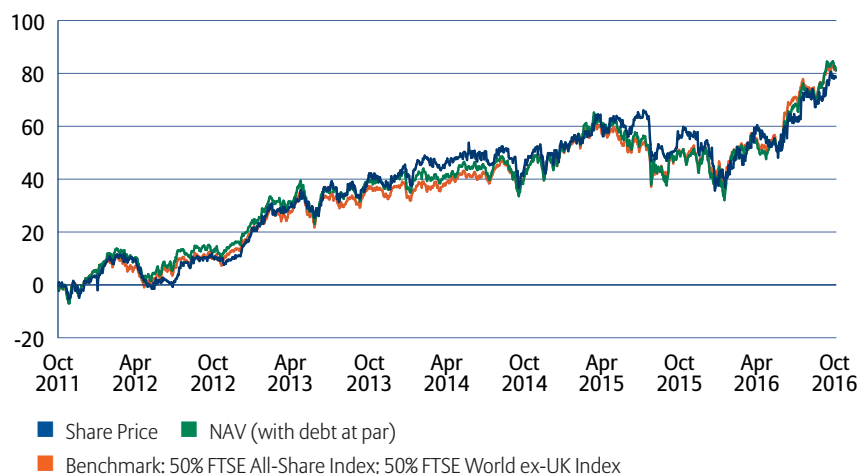
Allianz 
Global Investors

All data source Allianz Global Investors as at 31.10.16 unless otherwise stated.

Allianz Global Investors GmbH, UK Branch, 199 Bishopsgate, London EC2M 3TY

Performance Track Record

Five Year Performance (%)



Risk & Features

Investment trusts are quoted companies listed on the London Stock Exchange. Their share prices are determined by factors including the balance of supply and demand in the market.

The Trust seeks to enhance returns for its shareholders through gearing which can boost the Trust's returns when investments perform well, though losses can be magnified when investments lose value. You should be aware that this Trust may be subject to sudden and large falls in value and you could suffer substantial capital loss.

Changes in rates of exchange may cause the value of investments and the income from them to go up or down.

Cumulative Returns (%)

	3M	6M	1Y	3Y	5Y
Share Price	10.2	12.6	14.4	26.8	78.6
NAV	8.0	19.4	21.9	30.4	81.1
Benchmark	6.1	18.2	21.3	32.9	81.4

Discrete 12 Month Returns (%) to 31 October

	2012	2013	2014	2015	2016
Share Price	9.7	28.5	4.6	6.0	14.4
NAV	12.5	23.4	3.7	3.3	21.9
Benchmark	9.8	24.3	5.3	4.0	21.3

Source: Lipper, percentage growth, mid to mid, total return to 31.10.16. Copyright 2016 © Lipper, a Thomson Reuters company. All rights reserved. Lipper shall not be liable for any errors or delays in the content, or for any actions taken in reliance thereon.

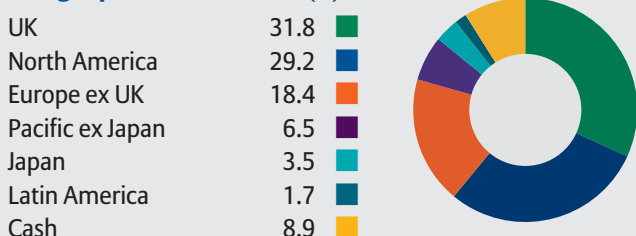
Past performance is not a reliable indicator of future returns. You should not make any assumptions on the future on the basis of performance information. The value of an investment and the income from it can fall as well as rise as a result of market fluctuations and you may not get back the amount originally invested. This investment trust charges 70% of its annual management fee to the capital account and 30% to revenue. This could lead to a higher level of income but capital growth will be constrained as a result.

Portfolio Breakdown

Sector Breakdown (%)



Geographic Breakdown (%)



Top Twenty Holdings (%)

Microsoft	3.1
Royal Dutch Shell 'B' Shares	2.7
United Health	2.5
BP	2.3
Accenture	2.1
Abbvie	2.0
Vodafone	2.0
Nielsen	1.9
Estee Lauder	1.8
HSBC	1.8
Roche Holdings	1.8
Walgreens Boots Alliance	1.8
GlaxoSmithKline	1.8
Muenchener Rueckver	1.7
Visa	1.7
Covestro	1.5
Taiwan Semiconductor (ADS)	1.5
EOG Resources	1.4
UBM	1.4
Lloyds Banking Group	1.4

Total number of holdings 76

Key Information

Launch Date	December 1927
AIC Sector	Global
Benchmark	50% FTSE All-Share Index; 50% FTSE World ex-UK Index
Annual Management Charge	0.45%
Performance Fee	No
Ongoing Charges ¹	0.75%
Year End	30 November
Annual Financial Report	Final posted in February, Half-yearly posted in July
AGM	March
NAV Frequency	Daily
Dividends	March, June, September, December
Price Information	Financial Times, The Daily Telegraph, www.brunner.co.uk
Company Secretary	Kirsten Salt
Investment Manager	Lucy Macdonald
Codes	RIC: BUT.L SEDOL: 0149000

1. Source: AIC, as at the Trust's Financial Year End (30.11.2015). Ongoing Charges (previously Total Expense Ratios) are published annually to show operational expenses incurred in the running of the company but excluding financing costs.

Board of Directors

Peter Maynard, Ian Barlow (Chairman of the Audit Committee), Carolan Dobson (Chairman), Jim Sharp, Vivian Bazalgette (Senior Independent Director)



How to invest

You can buy shares in the Trust through:

- A third party provider - see 'How to Invest' on our website, where you will find links to a range of these platforms, many of which allow you to hold the shares within an ISA, Junior ISA, SIPP and/or savings scheme.
- A stockbroker.
- A financial adviser.

Contact us

If you have any queries regarding our investment trusts our Investor Services team can be contacted on:

0800 389 4696

www.brunner.co.uk

E-mail: investment-trusts@allianzgi.com

You will find much more information about The Brunner Investment Trust on our website.

Please note that we can only offer information and are unable to provide investment advice. You should contact your financial adviser before making any investment decision.



Allianz 
Global Investors

Investing involves risk. The value of an investment and the income from it may fall as well as rise and investors may not get back the full amount invested. The views and opinions expressed herein, which are subject to change without notice, are those of the issuer and/or its affiliated companies at the time of publication. The data used is derived from various sources, and assumed to be correct and reliable, but it has not been independently verified; its accuracy or completeness is not guaranteed and no liability is assumed for any direct or consequential losses arising from its use, unless caused by gross negligence or wilful misconduct. The conditions of any underlying offer or contract that may have been or will be made or concluded shall prevail.

All data source Allianz Global Investors as at 31.10.16 unless otherwise stated.

This is a marketing communication issued by Allianz Global Investors GmbH, an investment company with limited liability, incorporated in Germany, with its registered office at Bockenheimer Landstrasse 42-44, D-60323 Frankfurt/M, registered with the local court Frankfurt/M under HRB 9340, authorised by Bundesanstalt für Finanzdienstleistungsaufsicht (www.bafin.de). Allianz Global Investors GmbH has established a branch in the United Kingdom, Allianz Global Investors GmbH, UK branch, which is subject to limited regulation by the Financial Conduct Authority (www.fca.org.uk). Details about the extent of our regulation by the Financial Conduct Authority are available from us on request.